

# **Reading Strategies**

## **The Difference between Reading Fiction and Nonfiction**

**Created and Developed by Jill Leone**  
**Reading Specialist**

Copyright © 2006



## Today's Objective

- Students will recognize the difference between reading fiction and nonfiction text.
- Students will differentiate between strategies used to read these types of text.
- Students will apply these strategies to selected practice questions.

# Let's talk about reading.

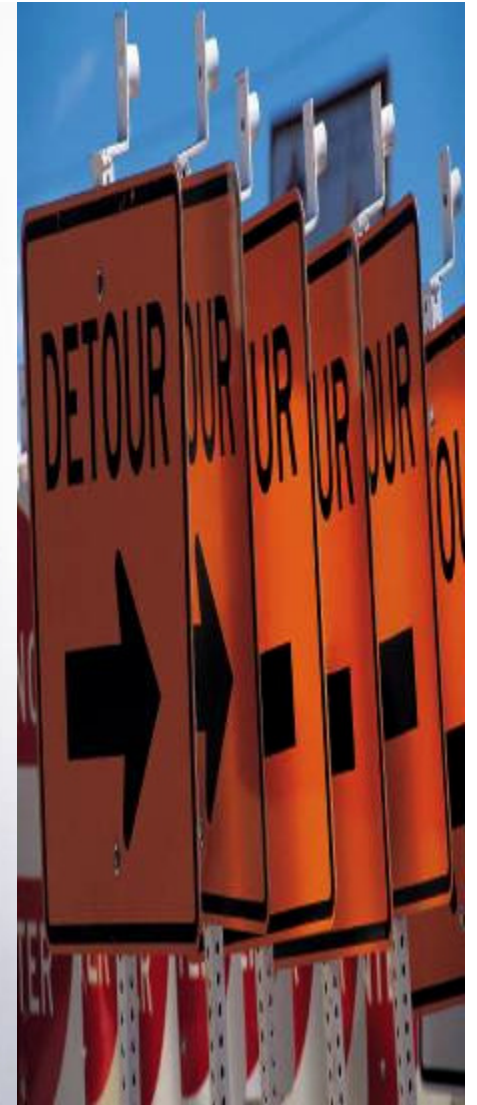


## Do you think you read everything the same way?

# For example:

Would you read a comic book  
the same way that -





-you would read a road sign?



Or a newspaper?

The instructions to your new video game?







What about a novel?

A menu?



Or a textbook?





A contract?

A credit card statement?



Or a bank statement?





Different types of reading passages require you to use different reading strategies.

# Strategies

The strategies that you use generally depend on two things:

- Your purpose for reading
- Whether you're reading fiction or nonfiction




# What is Fiction?

Fiction is anything that is invented or imagined by a writer.

Although it may be based on real people, events, or experiences, its characters and settings are invented.





**Through fiction, you come to understand  
your own life through the lives of others.**



**The author's job of writing is only half the process. You bring a story to life by using your imagination.**

# Types of Fiction

Plays

Poetry

Short Stories and Novels

- Romance
- Mysteries
- Westerns
- Fantasy
- Science Fiction
- Historical Fiction



# How to Read Fiction


You read more quickly than nonfiction.

You form mental images by using your imagination to picture –

- how characters look
- where they live
- what they do.



Usually you're reading for pleasure.



**Details in fiction are not as  
important as “the big picture.”**


# How to Read Fiction

It's usually easy to remember.

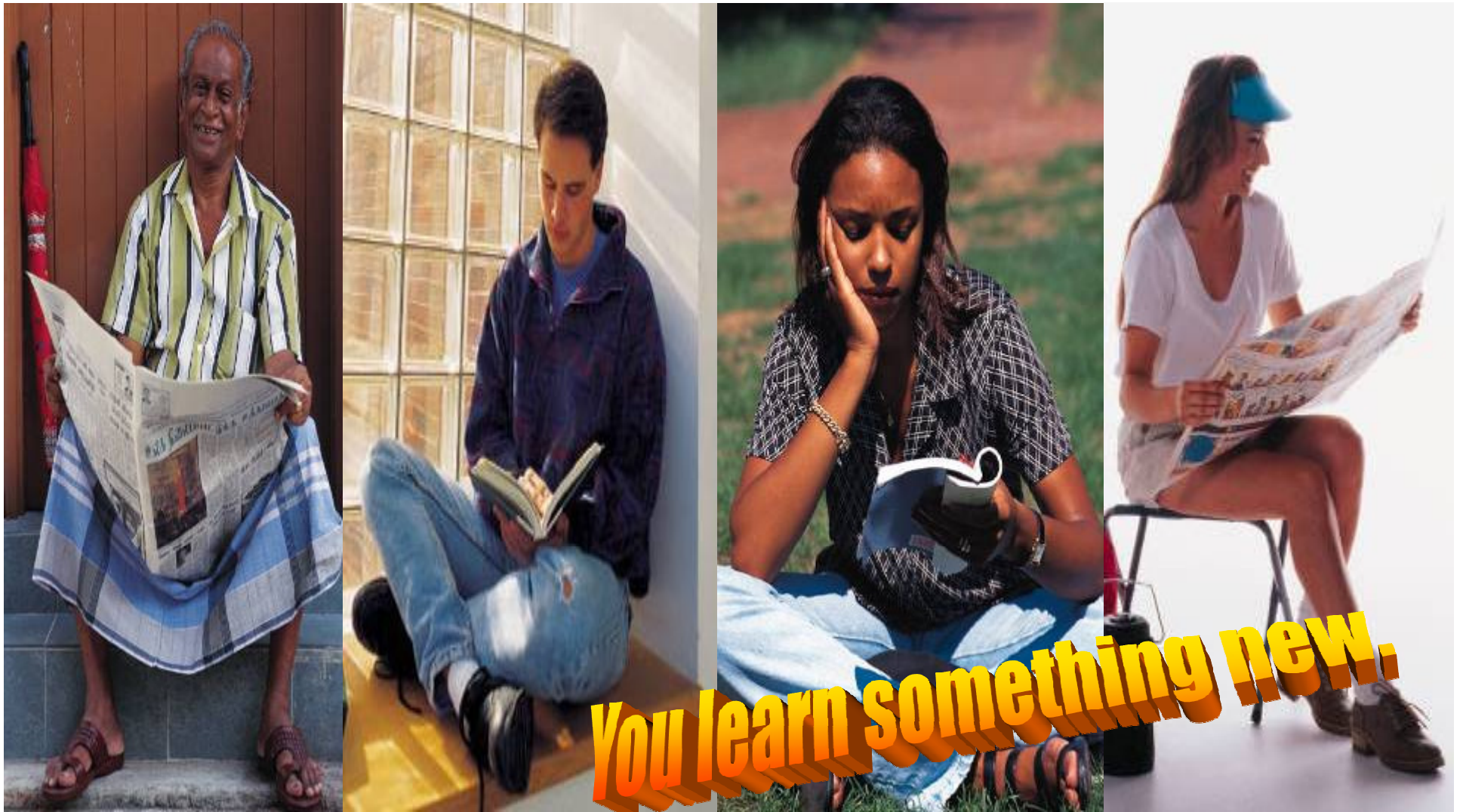
Many events are told in chronological order.

This helps you with your comprehension.





**The opposite of fiction is nonfiction.  
Nonfiction tells about real people, places,  
events, thoughts, and times.**



**You are informed of what's  
happening in the world around you.**

# Basic Types of Nonfiction

**Narrative** nonfiction tells a true story.

**Expository** nonfiction is factual and informative writing.


**Persuasive** nonfiction promotes an opinion or a position.



# Some nonfiction works tell a story, just as fiction works do.

## Examples of **narrative nonfiction**:

- autobiographies
- biographies
- memoirs
- narrative essays
- newspaper and magazine articles



# More Examples of Nonfiction

**Writing that expresses personal feelings and writers' opinions**

- Editorials and letters to the editor
- Reviews of books, movies, etc.
- Diaries and journals
- Personal essays
- Letters





# More Examples of Nonfiction

**Information articles  
about how things  
work or came to be**

Reading you do in a  
science, health, or  
history class

Technical articles that  
explain instructions or  
specialized procedure

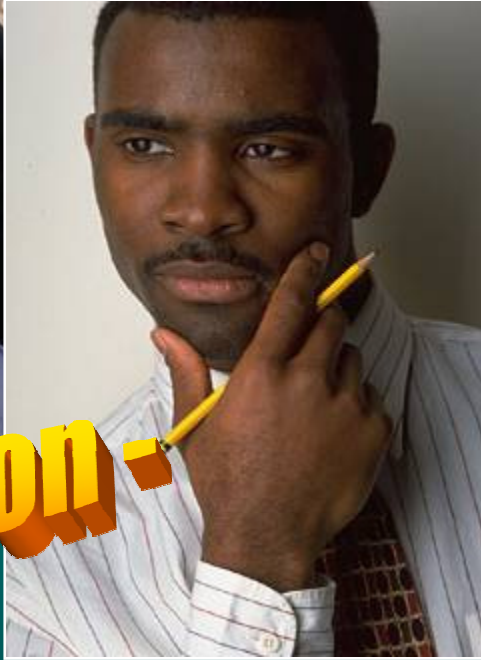


Today, almost everything  
you want to know -



**Internet Articles**

- is just a mouse click away.



**Nonfiction -**


Maybe more than any other reading,  
requires you to read critically and apply  
**your prior knowledge.**

# How to Read Nonfiction

**Always try to figure out the writer's purpose and intended audience.**

Writers change strategies depending on their audience and purpose for writing.


When we understand **why** and **for whom** something was written, we understand it better.



# How to Read Nonfiction

## **Look at content & organization:**

- How ideas are organized
- Which ideas are facts
- Which ideas are opinions



Before you start to read, think  
**about what you already know.**

**Read more slowly & carefully.**

# How to Read Nonfiction

**Nonfiction is mostly read for a particular purpose.**

You read the newspaper to learn –

- what's going on in the world
- look for a job
- check the sports or
- a movie review.




# How to Read Nonfiction

Nonfiction is about facts.

Details are important. You look at more than “the big picture.”

Questions usually have one best answer.

It's often hard to form mental images.



# How to Read Nonfiction

Nonfiction is often difficult to remember.

The main idea is often – not always – in the first sentence of the paragraph.

The last sentence of the paragraph often – not always – sums up the main idea.



# How to Read Nonfiction

Often there are **charts, tables, and graphs** to help you understand what you're reading.

This writing often uses **titles and subtitles**, which can help you figure out the main ideas.


The size of the **headings, bold print, italicized and underlined words** are there for a reason. Use them!



# Practice Question

Which of the following is **not** a characteristic of nonfiction?

- A. Uses charts, tables, and graphs
- B. Easier to remember
- C. Details are important
- D. Mostly read for a particular purpose



# Practice Question

Which of the following is **not** a characteristic of nonfiction?

- A. Uses charts, tables, and graphs
- B. Easier to remember**
- C. Details are important
- D. Mostly read for a particular purpose

**How did you do?**



# Practice Question

Which of the following is an example of nonfiction writing?

- A. A short story
- B. A novel
- C. An autobiography



# Practice Question

Which of the following is an example of nonfiction writing?

- A. A short story
- B. A novel
- C. An autobiography

**How did you do?**



# A Quick Review

Today we discussed **reading fiction** –

- Use your imagination to form mental images
- “Big picture” more important than details
- Read for pleasure
- Read more quickly
- Easier to remember



# A Quick Review

## When reading nonfiction –

- Figure out writer's purpose and audience.
- You have a purpose for reading
- Look at content and organization.
- Read more slowly and carefully.
- Details important.
- Difficult to form mental images.
- Harder to remember.



**It doesn't matter whether you  
read or nonfiction -**

**Remember!**

**As long as  
you take  
the time to  
read!**



# Copyright Notice

Permission is granted to copy (unmodified) all or part of this PowerPoint for educational, personal, non-commercial use off-line as long as the copyright message (Copyright © 2006 by Jill Leone) is maintained on the title page. This material may not be sold, duplicated on other websites, incorporated in commercial documents or products, or used for promotional purposes.

***Copyright © 2006 by Jill M. Leone***